


	<h1 style="margin:0;">WONDER KIDS</h1>	
REGION: LINDI	SCHOOL AVERAGE: 31.7	DISTRICT: RUANGWA
SUBJECT AND GRADE PERFORMANCE ANALYSIS		

SUBJECT RANKING			
ENGLISH	38.9	78%	1
CIVIC AND MORAL EDUCATION	36.2	72%	2
KISWAHILI	35.4	71%	3
SCIENCE	30.3	61%	4
SOCIAL STUDIES	28.9	58%	5
MATHEMATICS	20.3	41%	6

SUBJECT GRADE ANALYSIS					
SUBJECT/GRADE	A	B	C	D	F
MATHEMATICS	0	2	4	7	0
KISWAHILI	1	12	1	0	0
ENGLISH	6	7	1	0	0
SCIENCE	1	5	8	0	0
SOCIAL STUDIES	0	7	6	1	0
CIVIC AND MORAL	3	10	1	0	0

OVERALL GRADE ANALYSIS			
A	0	14	0%
B	7		9%
C	7		9%
D	0		0%
F	0		0%

CHART SUBJECT ANALYSIS						
40						
35						
30						
25						
20						
15						
10						
	MATH	KISW	ENG	SCIE	SST	CME

BOYS VS GIRLS PERFORMANCE				
	SAT		SAT	TOTAL
	4		10	14
35%		30%		

SEATED	14	100%
ABSENTEES	0	0%
PASSED	14	100%
FAILED	0	0%

NO	NAME	SEX	MATH		KISW		ENG		SCI		SST		CME		TOTAL	AVG	GRADE	POS
1	MANSOOR MPALUKA	M	32	B	40	B	45	A	41	A	33	B	45	A	236	39.3	B	1
2	DENNIS DANIEL	M	39	B	34	B	44	A	38	B	34	B	41	A	230	38.3	B	2
3	BARAKA PETER MTATIRO	M	29	C	38	B	41	A	36	B	36	B	38	B	218	36.3	B	3
4	JUDITH HIGHTOWER	F	23	C	41	A	43	A	32	B	32	B	40	B	211	35.2	B	4.5
5	RACHEL ADAM ZAKAYO	F	25	C	38	B	45	A	30	C	36	B	37	B	211	35.2	B	4.5
6	ESTHER MATIKU	F	17	D	37	B	42	A	36	B	36	B	39	B	207	34.5	B	6
7	ZAKIA NTELEKA	F	29	C	36	B	37	B	26	C	27	C	37	B	192	32.0	B	7
8	HAPPINESS IBRAHIM	F	11	D	36	B	39	B	29	C	23	C	42	A	180	30.0	C	8
9	MUSTAKIMA A. MTIPA	F	11	D	34	B	37	B	25	C	31	B	35	B	173	28.8	C	9
10	ISIHAKA A. MTIPA	M	16	D	35	B	31	B	25	C	29	C	31	B	167	27.8	C	10
11	ASNATY MOHAMED MCHALE	F	18	D	33	B	36	B	26	C	22	C	31	B	166	27.7	C	11
12	YUSRA SALUM NAMTEMA	F	12	D	29	C	37	B	32	B	28	C	26	C	164	27.3	C	12
13	KHAIPHA SAID NAMALUMA	F	8	E	33	B	38	B	26	C	21	C	34	B	160	26.7	C	13
14	KAREN JOSEPH ANGA	F	14	D	31	B	30	C	22	C	17	D	31	B	145	24.2	C	14